

Field Day 2020 Logging For Field Day using N3FJP

1

- Field Day 2020 Real Time Scoring
- For the Northwest Amateur Radio Society
- By Lee Glassman, KC3LEE, COM-T

May 30, 2020 © 2020 KC3LEE



Outline



Downloading the N3FJP FD Application



Installing and Configuring N3FJP FD Software



Setting up Web Automatic Upload



Operation before and during Field Day



Rig Control & API Integration - i.e. 'Fun Stuff'



OMG, I NEED HELP!!!

Why use the N3FJP Logging Program???

- A place to record the operational history of W5NC radio stations during Field Day for easy submission to the ARRL
- Individual Operator Web Pages
- Real-Time CLUB Score Web Page
- Why N3FJP? - Simple, easy to use software!
- Integration with your Rig(s) & Digital Programs!

Downloading the Software

- <https://www.n3fjp.com/fieldday.html>
- Download the ARRL Field Day Contest Log 6.3
- SAVE in your Download location of choice.
- Run the installation Program



Recent Contacts

Rec	Call	Class	Sec	Date	Time	Band	Mode	Country	Operator
317	K8OO	2A	NC	06/24	16:22	40	PH	USA	
318	K2JAD	3A	NEV	06/24	16:15	40	PH	USA	
315	W3OW	3A	WVY	06/24	16:13	40	PH	USA	
314	W3JC	3A	MI	06/24	16:11	40	PH	USA	
313	W3RC	2A	NJ	06/24	16:08	40	PH	USA	
312	W3RX	3A	WVY	06/24	16:00	40	PH	USA	
311	W3RQ	3A	GA	06/24	15:53	40	CW	USA	
310	W3RB	3A	OH	06/24	15:49	40	CW	Canada	
309	W3RW	3A	OH	06/24	15:47	40	CW	USA	
308	W3SQA	4A	OH	06/24	15:46	40	CW	USA	
307	W3BF	3A	IN	06/24	15:42	40	PH	USA	

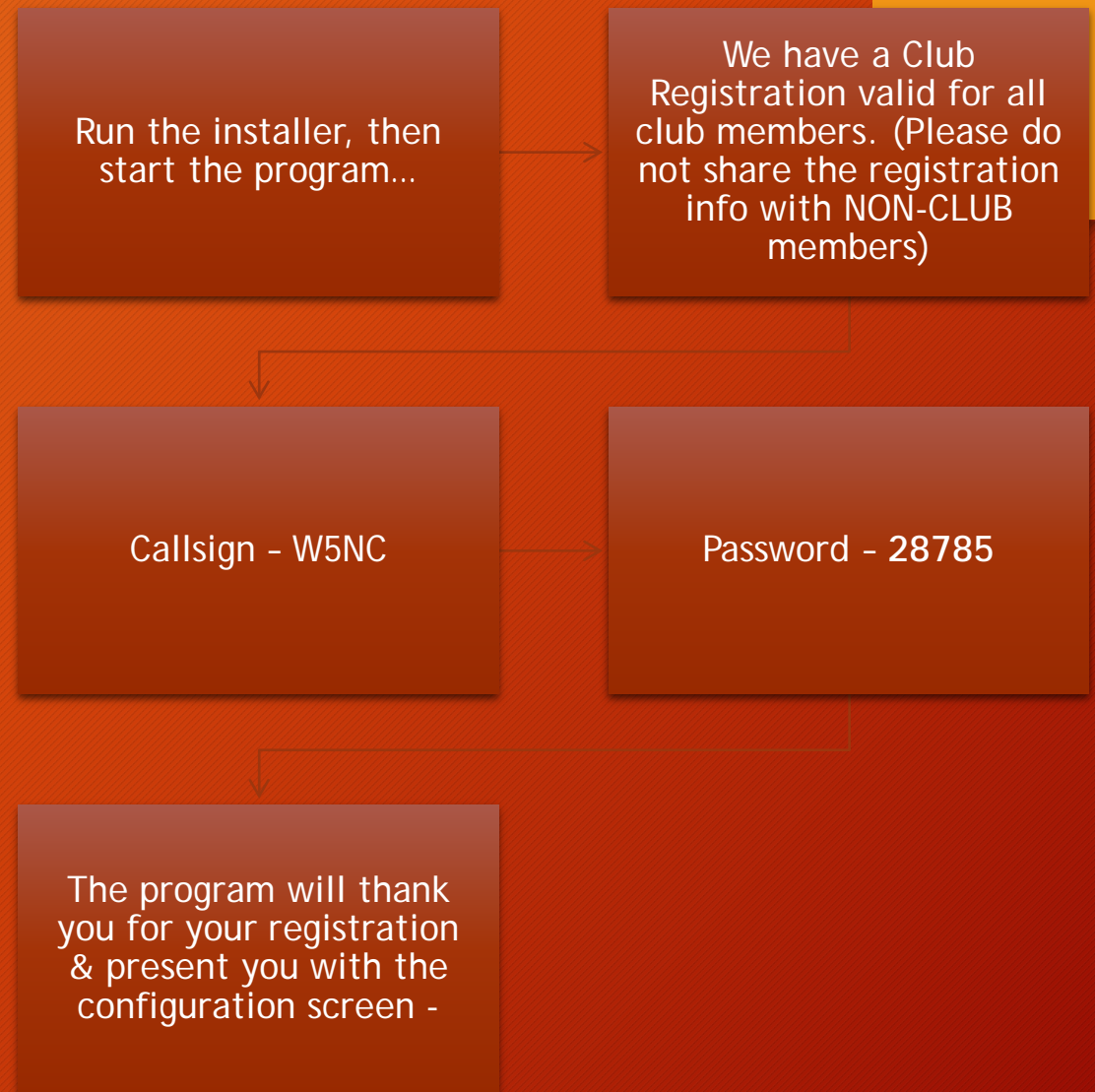
Score Statistics

Total CW Contacts	0
Total Phone Contacts	309
Total DIG Contacts	0
Total QSO Points	325
QSOs / Hr (Last 20 min)	0
QSOs / Hr (Last 60 min)	0

Possible Duplicates

K2VN K1EEE K6HJ W3KB K0JNE K4OJP K8HRC K3YS
K2ZW K0JQA W4JK K8TEK2 K8TJC K81QJ K84KY
K8LA K2YWR

Installing and Configuring N3FJP Software



Configuration Screen

- Callsign is YOUR Callsign
- Lat/Lon will autofill, but you can change them to more precise ones if known.
- If you are operating from HOME (car, portable, etc..) use Class 1D
- Enter YOURCALL in Operator field if you wish, or if more than one person will be operating your rig (Ex. GOTA)
- Enter your INITIALS in the INITIALS box. (I have a short name, so I use LEE)
- Click DONE...

Setup (Ctrl S)

Common Fields

Call		KC3LEE
Country		USA
Continent		NA
Latitude		30.102776
Longitude	West is negative	-95.54885
CQ Zone		4
ITU Zone		7

Required for Field Day

Class	1D
ARRL Section	STX

Optional

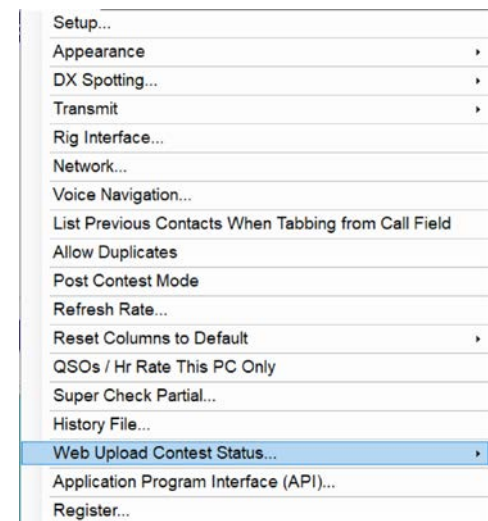
Operator	KC3LEE
Initials	LEE

Always display this form on startup (you can display it from the Settings menu at any time).

[Help](#) [Done](#)

Setting up Web Upload Contest Status

- Under the SETTINGS Menu choose Web Upload Contest Status...
- Then N3FJP HTML Formatted...



N3FJP HTML Formatted

Other Online Score Sites

Change JUST your Callsign



Settings for Web Cont'd

Enter Settings Shown on the right side of this page

Then UPLOAD NOW to test

Web Contest Status Uploader

Call, Club or Group Name (Web Page Title)
KC3LEE ARRL-FIELD-DAY Status

Message
Ex: Your Call / Club Name Field Day Status
Use to remind folks coming later of any needed supplies (ice, bug spray, coax connectors, etc.)

Upload web page to the following site:

FTP URL of Your Hosting Site (Ex: ftp://yoursite.com/)
ftp://narstexas.org/

Your Hosting Site User Name
fieldday@narstexas.org

Your Hosting Site Password
narstexas01!

File Name on Website
KC3LEE-contest.html

Forecolor: Black Backcolor: LightBlue Passive Mode

Create text file for packet distribution

Location to Save Text File for Packet Distribution
[Orange bar]

Upload Frequency in Minutes (3 is default)
3

Recent Contacts to include (10 is default)
10

Include Score Statistics
 Include Current Frequency (if known)
 Enable Automatic Upload

Status

I added this FTP status upload feature with Field Day in mind and that is how the following description is written, but when users heard that I was working on this feature for Field Day, I started getting requests to add it to all the programs, including AC Log! Using this status upload feature, clubs can see what their club station running AC Log is doing from home, club members can track their club's progress of all supported contests, DXpeditions can post where they are operating, recent contacts, etc., and you can upload your activity as well!

Have you ever had to leave your Field Day site and wonder how your group was doing while you were away? Maybe you'd like to listen along from home, but you can't find the frequency they are running? Perhaps you are headed up to the site and are wondering if there is anything they need that you could bring along? This feature, first coded in July of 2014, is designed to answer those questions!

The concept is simple. Every three minutes (or whatever interval you set), this software will FTP upload your current score statistics, a brief message and your most recent contacts (including frequency if known) to your web hosting site. Simply give the URL to your group members so that they can check via the Internet. This is an excellent way for club members to keep tabs on how it's going and any needs that may develop at your Field Day site while they are away. You can see an example by navigating your browser to:

<http://www.n3fjp.com/fd/fdstatus.html>

This isn't designed with viewing from the general public in mind, but rather a quick status update on the Internet for club members to be able to follow along from home. The HTML coding is minimal, with an emphasis on keeping the ASCII file upload to be as small as possible. The web page may be accessible on the Internet to anyone, but it is likely that only folks you provide the URL to will be able to find your data, so view this primarily as an internal communications tool for your group.

To enable the web upload, you will need:

- Internet connectivity at your Field Day site.
- A web hosting service such as GoDaddy, etc. that accepts FTP uploads.
- A valid URL that you have permission to upload to.
- A valid password for your hosting site.

Upload Now

[View HTML File on Hard Drive](#) View Packet File

Other Online Sites Done

Include Score Statistics

[View HTML File on Hard Drive](#)

View Packet File

Include Current Frequency (if known)

Other Online Sites

Done

Enable Automatic Upload

226-File successfully transferred

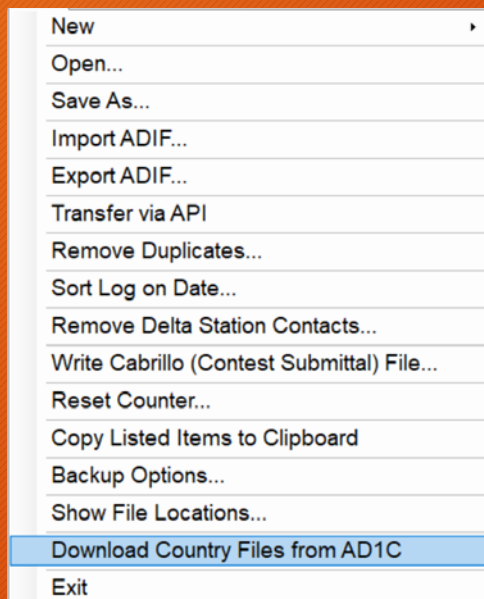
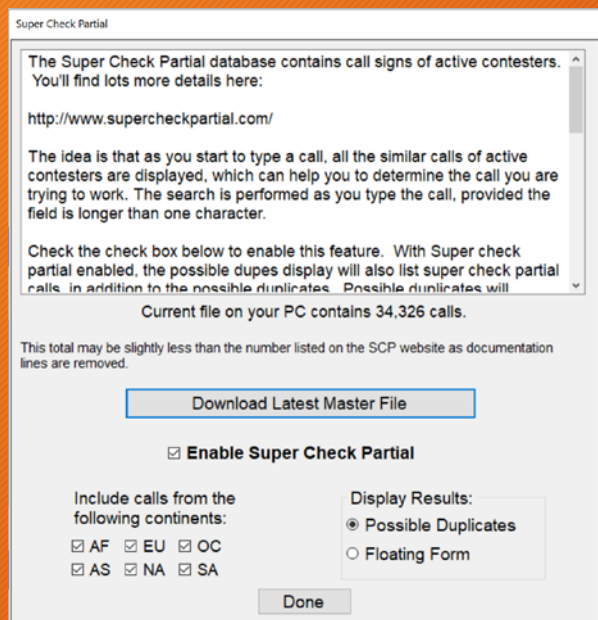
If you see this result, click 'DONE'

9

Next Steps

10

- Under SETTINGS MENU - Choose Super Check Partial, download latest master file, and ENABLE Super Check Partial checkbox
- This will allow you to get warnings if that station has been worked before during Fday so you do not duplicate entries you have already made



- Under FILE Menu, choose 'Download Country Files from AD1C'
- Next time you start the program, it will have all the latest info of classes, callsigns, countries, DXCC, etc..

6/9/2020

HOW TO START LOGGING

- Watch the video for basic logging information. You choose your band and mode, then start working and logging!




TIME TO START LOGGING!!!.

12

Choose your band, choose your mode and start logging contacts!!! Have FUN!

Helpful Hint: Some operators that complete QSO's QUICKLY (CW, for example) may want to have a buddy, XYL, Teenager, Boy/Girl Scout, etc. do your logging along with you! (observe social distancing as required). Great way to bond!



File

Viewing the Club Webpage for Real-Time Statistics

Northwest Amateur Radio Society Total Score = 1,891,252

Current status: 06/05 14:46 UTC

Call	Score	QSOs	20 Min	60 Min	Frequency
W3JX	1,554,656	911	0	0	28.44600
WC3N	336,567	429	0	0	
N3FJP	27	18	0	0	
KC3LEE	2	2	0	0	

N3FJP Software: www.n3fjp.com

Serving the Amateur Radio community with contesting and general logging software since 1997.

<http://narstexas.org/fieldday/clubscore.html>

From that page you can look at everyone else's page as well by clicking on their callsign!

NOW - The FUN Stuff!

- RIG Control
 - You can use DIRECT Rig Control using N3FJP14 itself, or you can use the API to interface with Ham Radio Deluxe, FLEX, etc.. This will Auto-Populate the Band/Mode fields in the logging program*

Field Day 2020 Logging

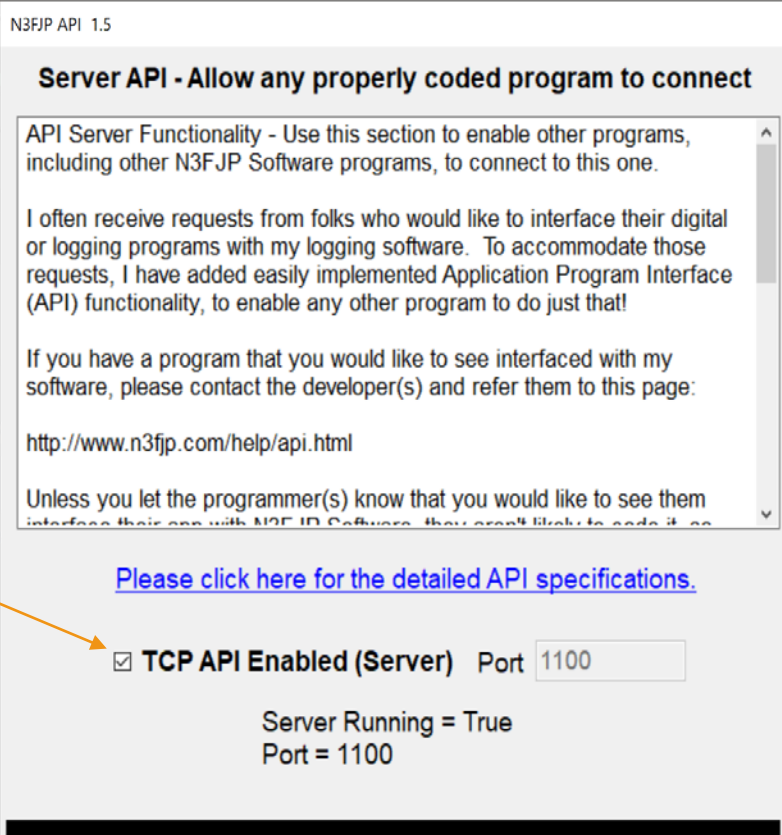
6/9/2020

*Beyond the scope of this Powerpoint. We will have training/Zoom sessions in the next 3 weeks to get y'all connected to whatever you choose to interface with!

INTERFACING- More fun stuff...

- Under SETTINGS - Enable the Application Programming Interface (API) with the settings shown in the upper section. Keep PORT at 1100
- This will allow ALL Digital mode programs such as WSJT, FLDIGI, GridTracker (with JTAlert) to AUTOMATICALLY log your Digital Contacts!!!*

*Contact Walter K5WH, Kirc N5XJB, Marty W5MF, or KC3LEE (Me) for assistance setting any of these up.



N3FJP API 1.5

Server API - Allow any properly coded program to connect

API Server Functionality - Use this section to enable other programs, including other N3FJP Software programs, to connect to this one.

I often receive requests from folks who would like to interface their digital or logging programs with my logging software. To accommodate those requests, I have added easily implemented Application Program Interface (API) functionality, to enable any other program to do just that!

If you have a program that you would like to see interfaced with my software, please contact the developer(s) and refer them to this page:

<http://www.n3fjp.com/help/api.html>

Unless you let the programmer(s) know that you would like to see them interface their app with N3FJP Software, they aren't likely to code it up.

[Please click here for the detailed API specifications.](#)

TCP API Enabled (Server) Port

Server Running = True
Port = 1100

Leave settings in THIS box untouched unless you know what you are doing and NEED API Forwarding to another program.

15

HELP ME HELP ME!!!!

- PLEASE DO NOT CHANGE ANYTHING YOU ARE NOT FAMILIAR WITH - THIS CAN DAMAGE YOUR DATABASE. ASK FIRST!
- The Website is online right now and will be available for testing whenever you wish. Enter calls, play with the system to your hearts content & watch your stats change ONLINE!. When FD starts, it will be reset! Have FUN!
- ZOOM - I will have my ZOOM channel operating 24/7 during FD to assist with any issues related to the Logging System. Please have ZOOM installed & Ready, as the Club will be using ZOOM for Coordination as well on a different Channel
- My ZOOM Channel invite is:
- <https://us02web.zoom.us/j/5708402633?pwd=YlhjSmc2KzFLRWJ5WTZYMnBBc0JKQT09>
- My cellphone is 570-840-2633 (Same as ZOOM Channel)
- My Email is kc3lee@arri.org - Ask me anything you want!

HAVE FUN!!!

After Field Day ends,
make sure you submit
the file to ARRL. We will
Demo this before/after
field day!

17

